



# AMERICAN FLOOR MATS walk well

152 Rollins Avenue #102  
Rockville, MD 20852  
800-762-9010  
240-780-3309 (fax)  
<http://www.americanfloormats.com>

## Guzzler Entrance Mats



Guzzler Entrance Mats are aggressive entrance mats thanks to the waffle surface pattern. These heavy-duty floor mats are actively scrape dirt, mud and moisture off shoes. The Guzzler mat can hold up to 1.5 gallons/square yard of water.

- Guzzler mats are produced with a heavy-duty rubber border on all four sides to keep water from running off the mat and onto the surrounding floor.
- The Guzzler mat's top surface is made of quick-drying polypropylene that does not fade nor rot. Thus, thethe Guzzler AquaTru Entrance Mat works well both inside & out.
- To clean Guzzler floor mats, vacuum, extraction clean or hose off & air dry.

Item No: EGZM

**Standard Sizes (Approximate)**

Size	Qty. 1	Qty. 2-10	Qty. 11-25	Qty. 26+
2' x 3'	\$38.64	\$37.96	\$36.72	\$35.84
3' x 4'	\$77.28	\$76.56	\$75.52	\$74.40
3' x 5'	\$96.60	\$95.32	\$94.44	\$93.20
3' x 10'	\$300.12	\$298.80	\$296.48	\$294.12
4' x 6'	\$154.56	\$152.72	\$150.44	\$148.20
4' x 10'	\$400.16	\$397.72	\$394.40	\$391.12

**Standard Colors**



Charcoal



Brown




Red Black



Burgundy



Grey



Slate Blue



Hunter Green